

Joint Stock Company “Uzbek Metallurgical Plant”

Consolidated financial statements
for the year ended December 31, 2019

JSC "UZBEK METALLURGICAL COMPANY"

TABLE OF CONTENTS

	Page
STATEMENT OF MANAGEMENT RESPONSIBILITY FOR THE PREPARATION AND APPROVAL OF THE CONSOLIDATED FINANCIAL STATEMENTS	1
INDEPENDENT AUDITOR'S REPORT	2
CONSOLIDATED FINANCIAL STATEMENTS	
Consolidated statement of profit and loss and other comprehensive income	6
Consolidated statement of financial position	7
Consolidated statement of changes in equity	8
Consolidated statement of cash flows	9
NOTES TO THE CONSOLIDATED FINANCIAL STATEMENTS:	
1. General information	10
2. Basis of preparation	11
3. New standards, interpretations and amendments	13
4. Segment information	13
5. Revenue	14
6. Cost of sales	14
7. Administrative expenses	15
8. Exchange differences	15
9. Corporate social responsibility activities cost	15
10. Income tax	16
11. Property, plant and equipment	17
12. Investment projects	18
13. Inventories	19
14. Trade and other receivables	19
15. Advances paid	20
16. Cash and cash equivalents	20
17. Equity	20
18. Bank loans	21
19. Trade and other payables	22
20. Financial instruments	22
21. Related party transactions	24
22. Commitments	25
23. Contingent liabilities and contingent assets	25
24. Events after the reporting period	26

JSC "UZBEK METALLURGICAL PLANT"

STATEMENT OF MANAGEMENT RESPONSIBILITY FOR THE PREPARATION AND APPROVAL OF THE CONSOLIDATED FINANCIAL STATEMENTS FOR THE YEAR ENDED DECEMBER 31, 2019

Management is responsible for the preparation of the consolidated financial statements that present fairly the financial position of JSC "Uzbek Metallurgical Plant" and its subsidiaries (the "Group") as at December 31, 2019, and 2018 and January 1, 2018, and the results of its operations, cash flows and changes in equity for the years ended December 31, 2019 and 2018 in accordance with International Financial Reporting Standards ("IFRS").


In preparing the consolidated financial statements, management is responsible for:

- Properly selecting and applying accounting policies;
- Presenting information, including accounting policies, in a manner that provides relevant, reliable, comparable and understandable information;
- Compliance with the requirements of IFRS and providing additional disclosures when compliance with the specific requirements of IFRS are insufficient to enable users to understand the impact of particular transactions, other events and conditions on the Group's consolidated financial position and its financial performance;
- Making judgments and estimates that are reasonable and prudent; and
- Making an assessment of the Group's ability to continue as a going concern.


Management is also responsible for:

- Designing, implementing and maintaining an effective and sound system of internal controls, throughout the Group;
- Maintaining adequate accounting records that are sufficient to show and explain the Group's transactions and disclose with reasonable accuracy at any time the Group's consolidated financial position, and which enable them to ensure that the Group's consolidated financial statements comply with IFRS;
- Maintaining statutory accounting records in compliance with legislation and national accounting standards in the jurisdictions in which the Group operates;
- Taking such steps as are reasonably available to them to safeguard the Group's assets; and
- Preventing and detecting fraud and other irregularities.

The Group's consolidated financial statements for the year ended December 31, 2019 were approved for issue by management on November 20, 2020.




Acting Chairman of the Executive Board
Mustafaev J. I.



Chief financial officer
Atakulov R. I.





Chief accountant:
Eshonhujaev B. B.

INDEPENDENT AUDITOR'S REPORT

To the Shareholders of JSC "Uzbek Metallurgical Plant"

Opinion

We have audited the accompanying consolidated financial statements of JSC "Uzbek Metallurgical Plant" and its subsidiaries (the "Group"), which comprise the consolidated statement of financial position as at 31 December 2019, and the consolidated statement of profit or loss and other comprehensive income, consolidated statement of changes in equity and consolidated statement of cash flows for the year then ended, and notes to the consolidated financial statements, including a summary of significant accounting policies.

In our opinion, the accompanying consolidated financial statements present fairly, in all material respects, the consolidated financial position of the Group as at 31 December 2019, and its consolidated financial performance and its consolidated cash flows for the year then ended in accordance with International Financial Reporting Standards ("IFRSs").

Basis for Opinion

We conducted our audit in accordance with International Standards on Auditing ("ISAs"). Our responsibilities under those standards are further described in the *Auditor's Responsibilities for the Audit of the Consolidated Financial Statements* section of our report. We are independent of the Group in accordance with the International Ethics Standards Board for Accountants' *Code of Ethics for Professional Accountants* (the "IESBA Code") together with the ethical requirements that are relevant to our audit of the consolidated financial statements in the Republic of Uzbekistan, and we have fulfilled our other ethical responsibilities in accordance with these requirements and the IESBA Code. We believe that the audit evidence we have obtained is sufficient and appropriate to provide a basis for our opinion.

Key Audit Matter

Key audit matter is the matter that, in our professional judgment, was of most significance in our audit of the consolidated financial statements of the current period. This matter was addressed in the context of our audit of the consolidated financial statements as a whole, and in forming our opinion thereon, and we do not provide a separate opinion on this matter.

Why the matter was determined to be a key audit matter	How the matter was addressed in the audit
<p>Timing of revenue recognition (Note 5)</p> <p>In accordance with IFRS 15 <i>Revenue from Contracts with Customers</i>, the Group recognises revenue from sale of finished goods at point of time based on different delivery terms including Incoterms. Total revenue in 2019 was Uzbek Soums 5,269 billion. The Group sells finished goods in Uzbekistan, Central Asia and Afghanistan.</p> <p>The Group maintains its books and records in accordance with the requirement of the local accounting standards. Those records are subsequently adjusted for compliance with IFRSs. Revenue recognition criteria in local accounting standards are different with those in IFRSs and require to recognise revenue when the products are shipped to the customer while IFRS is focused on the transfer of control to the customer.</p> <p>The Group does not maintain detailed data necessary for proper revenue recognition on ongoing basis according to IFRSs requirements. Relevant adjustments are performed manually based on analysis of individual transactions close to year end.</p> <p>Because of the volume of the class of transactions and a risk of incorrect timing of revenue recognition, we determined this matter to be key to our audit.</p>	<p>We completed the following audit procedures in respect of the timing of revenue recognition:</p> <ul style="list-style-type: none">• obtained an understanding, evaluated the design and implementation of controls over the Group’s revenue recognition, including controls over the point in time when control of the product was transferred to the customer and controls over key data relevant to delivery terms;• evaluated contractual terms that impact the transfer of control of the product to the customer and subsequent recognition of revenue for significant contracts; and• performed audit procedures that included, among others, testing the timing of revenue recognition of a sample of revenue transactions occurred before and after year end, tracing accounting records to supporting documents, and obtaining confirmation letters from customers.

Responsibilities of Management and Those Charged with Governance for the Consolidated Financial Statements

Management is responsible for the preparation and fair presentation of the consolidated financial statements in accordance with IFRSs, and for such internal control as management determines is necessary to enable the preparation of consolidated financial statements that are free from material misstatement, whether due to fraud or error.

In preparing the consolidated financial statements, management is responsible for assessing the Group's ability to continue as a going concern, disclosing, as applicable, matters related to going concern and using the going concern basis of accounting unless management either intends to liquidate the Group or to cease operations, or has no realistic alternative but to do so.

Those charged with governance are responsible for overseeing the Group's financial reporting process.

Auditor's Responsibilities for the Audit of the Consolidated Financial Statements

Our objectives are to obtain reasonable assurance about whether the consolidated financial statements as a whole are free from material misstatement, whether due to fraud or error, and to issue an auditor's report that includes our opinion. Reasonable assurance is a high level of assurance, but is not a guarantee that an audit conducted in accordance with ISAs will always detect a material misstatement when it exists. Misstatements can arise from fraud or error and are considered material if, individually or in the aggregate, they could reasonably be expected to influence the economic decisions of users taken on the basis of these consolidated financial statements.

As part of an audit in accordance with ISAs, we exercise professional judgment and maintain professional skepticism throughout the audit. We also:

- Identify and assess the risks of material misstatement of the consolidated financial statements, whether due to fraud or error, design and perform audit procedures responsive to those risks, and obtain audit evidence that is sufficient and appropriate to provide a basis for our opinion. The risk of not detecting a material misstatement resulting from fraud is higher than for one resulting from error, as fraud may involve collusion, forgery, intentional omissions, misrepresentations, or the override of internal control.
- Obtain an understanding of internal control relevant to the audit in order to design audit procedures that are appropriate in the circumstances, but not for the purpose of expressing an opinion on the effectiveness of the Group's internal control.
- Evaluate the appropriateness of accounting policies used and the reasonableness of accounting estimates and related disclosures made by management.
- Conclude on the appropriateness of management's use of the going concern basis of accounting and, based on the audit evidence obtained, whether a material uncertainty exists related to events or conditions that may cast significant doubt on the Group's ability to continue as a going concern. If we conclude that a material uncertainty exists, we are required to draw attention in our auditor's report to the related disclosures in the consolidated financial statements or, if such disclosures are inadequate, to modify our opinion. Our conclusions are based on the audit evidence obtained up to the date of our auditor's report. However, future events or conditions may cause the Group to cease to continue as a going concern.
- Evaluate the overall presentation, structure and content of the consolidated financial statements, including the disclosures, and whether the consolidated financial statements represent the underlying transactions and events in a manner that achieves fair presentation.

We communicate with those charged with governance regarding, among other matters, the planned scope and timing of the audit and significant audit findings, including any significant deficiencies in internal control that we identify during our audit.

We also provide those charged with governance with a statement that we have complied with relevant ethical requirements regarding independence, and to communicate with them all relationships and other matters that may reasonably be thought to bear on our independence, and where applicable, related safeguards.

From the matters communicated with those charged with governance, we determine those matters that were of most significance in the audit of the consolidated financial statements of the current period, and are therefore the key audit matters. We describe these matters in our auditor’s report unless law or regulation precludes public disclosure about the matter or when, in extremely rare circumstances, we determine that a matter should not be communicated in our report because the adverse consequences of doing so would reasonably be expected to outweigh the public interest benefits of such communication.

“Deloitte & Touche” Audit Organisation LLC
The license authorizing audit of companies registered by the Ministry of Finance of the Republic of Uzbekistan under #00776 dated 5 April 2019.

23 November 2020
Tashkent, Uzbekistan



Erkin Ayupov
Qualified Auditor / Partner
Auditor qualification certificate authorizing audit of companies, #04830 dated 22 May 2010 issued by the Ministry of Finance of the Republic of Uzbekistan

Director
“Deloitte & Touche” Audit Organisation LLC

JSC "UZBEK METALLURGICAL PLANT"

CONSOLIDATED STATEMENT OF PROFIT AND LOSS AND OTHER COMPREHENSIVE INCOME FOR THE YEAR ENDED DECEMBER 31, 2019 (in billions of Uzbek Soums)

	Notes	2019	2018
Revenue	5	5,269	4,630
Cost of sales	6	(4,091)	(3,425)
Gross profit		1,178	1,205
Selling expenses		(40)	(46)
Administrative expenses	7	(402)	(447)
Other income and expenses		11	(26)
Operating profit		747	686
Finance income		8	3
Finance cost		(45)	(41)
Exchange differences	8	(110)	(12)
Corporate social responsibility activities cost	9	(144)	(132)
Profit before income tax		456	504
Income tax expense	10	(90)	(116)
Profit and total comprehensive income for the year		366	388
Profit and total comprehensive income for the year attributable to:			
Shareholders of the Company		365	388
Non-controlling interest		1	-
		366	388
Weighted average number of shares		42,885,065	42,853,228
Earnings per share: basic and diluted in Uzbek Soums		8,528	9,048

JSC "UZBEK METALLURGICAL PLANT"

CONSOLIDATED STATEMENT OF FINANCIAL POSITION AS AT DECEMBER 31, 2019 (in billions of Uzbek Soums)

	Notes	December 31, 2019	December 31, 2018	January 1, 2018
ASSETS				
Non-current assets				
Property, plant and equipment	11	1,345	1,133	928
Investments projects	12	517	163	235
Other non-current assets		54	50	55
Total non-current assets		1,916	1,346	1,218
Current assets				
Inventories	13	1,045	873	337
Trade and other receivables	14	691	465	54
Advances paid	15	69	235	155
Corporate income tax prepayment		25	-	7
Cash and cash equivalents	16	40	155	164
Other current assets		13	11	41
Total current assets		1,883	1,739	758
Total assets		3,799	3,085	1,976
EQUITY AND LIABILITIES				
Equity				
Share capital	17	221	221	217
Treasure shares	17	(2)	(2)	(2)
Retained earnings		1,316	1,032	644
Total attributable to parent		1,535	1,251	859
Non-controlling interest		1	-	-
Total equity		1,536	1,251	859
Non-current liabilities				
Bank loans	18	671	304	313
Deferred tax liabilities	10	101	91	46
Total non-current liabilities		772	395	359
Current liabilities				
Bank loans	18	362	502	127
Trade and other payables	19	1,087	757	570
Advances received		36	113	39
Corporate income tax payable		-	1	-
Other taxes payable		2	62	20
Other financial liabilities		4	4	2
Total current liabilities		1,491	1,439	758
Total liabilities		2,263	1,834	1,117
Total equity and liabilities		3,799	3,085	1,976

JSC "UZBEK METALLURGICAL PLANT"

CONSOLIDATED STATEMENT OF CHANGES IN EQUITY FOR THE YEAR ENDED DECEMBER 31, 2019 (in billions of Uzbek Soums)

	Notes	Attributable to parent			Total	Non-controlling interest	Total
		Share capital	Treasury shares	Retained earnings			
January 1, 2018		217	(2)	644	859	-	859
Total comprehensive income		-	-	388	388	-	388
Increase of issued capital	17	4	-	-	4	-	4
December 31, 2018		221	(2)	1,032	1,251	-	1,251
Total comprehensive income		-	-	365	365	1	366
Dividends declared	17	-	-	(81)	(81)	-	(81)
December 31, 2019		221	(2)	1,316	1,535	1	1,536

JSC "UZBEK METALLURGICAL PLANT"

CONSOLIDATED STATEMENT OF CASH FLOWS FOR THE YEAR ENDED DECEMBER 31, 2019 (in billions of Uzbek Soums)

	Notes	2019	2018
Cash flows from operating activities			
Profit before income tax		456	504
Adjustments:			
Depreciation and amortisation		113	91
Finance cost		45	41
Finance income		(8)	(3)
Impairment of trade and other receivables, advances paid and inventories	7	33	84
Write-down of raw materials to net realisable value	6	11	3
Exchange differences	8	110	12
		<u>760</u>	<u>732</u>
Change in working capital:			
Inventories		(182)	(524)
Trade and other receivables		(215)	(353)
Advances paid		137	(92)
Trade and other payables		243	123
Advances received		(77)	74
Other taxes payables		(61)	14
Other assets and liabilities		(3)	4
		<u>602</u>	<u>(22)</u>
Corporate tax paid		(106)	(63)
Interest received		2	-
Interest paid	18	(53)	(56)
Cash generated from/ (used in) operating activities		<u>445</u>	<u>(141)</u>
Cash flows from investment activities			
Purchase of property, plant and equipment		(143)	(78)
Financing of investment projects		(507)	(148)
Proceeds from sale of property, plant and equipment		6	3
Other		3	(1)
Cash used in investing activities		<u>(641)</u>	<u>(224)</u>
Cash flows from financing activities			
Proceeds from bank loans	18	674	700
Repayment of bank loans	18	(518)	(342)
Dividends paid		(79)	-
Cash flows generated from financing activities		<u>77</u>	<u>358</u>
Change in cash and cash equivalents		(119)	(7)
Cash balance at the beginning of the year	16	155	164
Effect of exchange rate changes on cash and cash equivalents		4	(2)
Cash balance at the end of the year	16	<u>40</u>	<u>155</u>

JSC "UZBEK METALLURGICAL PLANT"

NOTES TO THE CONSOLIDATED FINANCIAL STATEMENTS FOR THE YEAR ENDED DECEMBER 31, 2019 (in billions of Uzbek Soums)

1. GENERAL INFORMATION

The JSC "Uzbek Metallurgical Plant" (the "Company") and its subsidiaries (the "Group") is a joint stock company domiciled and incorporated in the Republic of Uzbekistan in 1994.

It is the sole establishment authorised to purchase ferrous metal scrap and waste in the Republic of Uzbekistan as the main raw materials base for producing rolled metal. The consolidation of metal scrap and waste is implemented by the Republic of Uzbekistan-wide "Ikkilamchikorametallar" network (the Company's branches / subsidiaries), which are responsible for purchasing, processing and delivery.

Apart from producing rolled ferrous metal (including balls for milling), the Group also produces copper and copper alloy sheets; basalt sheets, mats and wool; and metal items (wire, electrodes, building nails, steel mesh and household enamel crockery).

The address of the registered office is 1 Syrdarya Street, Bekabad, Tashkent Region (www.uzbeksteel.uz).

The Group has extensive corporate social responsibilities focusing on improving social welfare, both in Bekabad and its neighbouring regions.

The Group's shares are allocated as follows:

Effective ownership, (%)	December 31 2019	December 31 2018	January 1, 2018
State committee of the Republic of Uzbekistan for Assistance to Privatized Enterprises and Development of Competition	75.33	75.33	74.86
Corporate shareholders	14.49	14.31	14.58
Individuals	10.18	10.36	10.56
Total	100.00	100.00	100.00

Key corporate shareholders are the Uzbekistan National Bank for Foreign Economic Activities, OJSC "AvtosanoatInvest", JSC "Almalyk Mining and Metallurgical Complex" and SC "Navoi Mining and Metallurgical Combinat", together holding a 14.07% interest as at December 31, 2019 (2018: 14.07%).

As at December 31, 2019, the Company holds controlling interest in the following entities:

Ownership, (%)	Activities	December 31 2019	December 31 2018	January 1, 2018
Ikkilamchikorametallar (Uzbekistan)	scrap collection	-	100%	100%
TH Steel Impex (Kazakhstan)	trading	100%	100%	100%
TH Uzbekistan (Kazakhstan)	trading	100%	-	-
TH Tadjikistan (Tadjikistan)	trading	51%	-	-
Bekabad Gish Invest (Uzbekistan)	production	100%	100%	100%
Donata Pharm (Uzbekistan)	production	100%	100%	100%
Bekabad Matbuot (Uzbekistan)	publishing	100%	100%	100%
Bekabad bus Company (Uzbekistan)	transportation	100%	100%	100%
Bekabad Chorva (Uzbekistan)	agriculture	100%	-	-
Yangiabad Chorva (Uzbekistan)	agriculture	100%	-	-
Bekabad Parranda (Uzbekistan)	agriculture	100%	-	-

During 2019, 10 out of 12 companies of Ikkilamchikorametallar network were merged with the Company as branches.

On July 20, 2017, in accordance with a Cabinet of Ministers Resolution, a managing company LLC "SFI Management Group" was engaged as the trustee manager for the government share in the Group.

JSC "UZBEK METALLURGICAL PLANT"

NOTES TO THE CONSOLIDATED FINANCIAL STATEMENTS (CONTINUED) FOR THE YEAR ENDED DECEMBER 31, 2019 (in billions of Uzbek Soums)

2. BASIS OF PREPARATION

Compliance with International Financial Reporting Standards

These consolidated financial statements have been prepared in accordance with International Financial Reporting Standards ("IFRSs") as issued by the International Accounting Standards Board.

The consolidated financial statements have been prepared on the historical cost basis except for certain financial instruments that are measured at fair values at the end of each reporting period, as explained in Note 20.

Going concern

These consolidated financial statements have been prepared on the assumption that the Group is a going concern and will continue in operation for the foreseeable future.

In making its going concern assessment the Group's management has taken into account its financial position, expected commercial results, its borrowings and available but not yet used credit lines, as well as planned capital expenditures and capital commitments and other risks to which the Group is exposed.

In addition to that, starting from early 2020 a new coronavirus disease (COVID-19) has begun rapidly spreading all over the world resulting in announcement of the pandemic status by the World Health Organization in March 2020. The Group continues to monitor the COVID-19 threat level and assess the potential health risks for its employees, with all monitoring systems in place. Management of the Group determined that the effect of COVID-19 on the Group's business is not significant but it largely depends on the duration and the incidence of the pandemic effects on the world and Uzbekistan economy.

Basis of presentation

These are the Group's first consolidated financial statements prepared in accordance with IFRSs. The Group's date of transition to IFRS is January 1, 2018. This is the beginning of the first annual accounting period for which annual financial statements have been prepared in accordance with IFRS.

The Company has previously adopted IFRS for its separate financial statements with January 1, 2017 being a first time adoption date. As a result, the Company measured its assets and liabilities at the same amounts in both financial statements, except for consolidation adjustments.

The Company and its local subsidiaries maintain their books and records in Uzbek Soum (TH Tajikistan in Somoni; TH Uzbekistan and TH Steel Impex in Kazakhstani tenge) in accordance with statutory accounting and taxation principles and practices applicable in respective jurisdictions. The accounting principles and financial reporting procedures in these jurisdictions may differ substantially from those generally accepted under IFRS. Accordingly, such financial information has been adjusted to ensure that the consolidated financial statements are presented in accordance with IFRS.

The Group has never prepared consolidated financial statements under any other Generally Accepted Accounting Principles ("GAAP") including local standards of accounting. Therefore the Group is not able to provide any reconciliations between IFRS and previous GAAP.

JSC "UZBEK METALLURGICAL PLANT"

NOTES TO THE CONSOLIDATED FINANCIAL STATEMENTS (CONTINUED) FOR THE YEAR ENDED DECEMBER 31, 2019 (in billions of Uzbek Soums)

2. BASIS OF PREPARATION (CONTINUED)

Basis for consolidation:

The consolidated financial statements incorporate the financial statements of the Company and entities (including structured entities) controlled by the Company. Control is achieved where the company has the power over the investee, exposure or rights to variable returns from its involvement with the investee and the ability to use its power to affect its returns. The Company reassesses whether or not it controls an investee if facts and circumstances indicate that there are changes to one or more of the three elements of control listed above.

Consolidation of a subsidiary begins when the Company obtains control over the subsidiary and ceases when the Company loses control of the subsidiary. Specifically, income and expenses of a subsidiary acquired or disposed of during the year are included in the consolidated statement of profit or loss and other comprehensive income from the date the Company gains control until the date when the Company ceases to control the subsidiary.

Profit or loss and each component of other comprehensive income are attributed to the owners of the Company and to the non-controlling interests. Total comprehensive income of subsidiaries is attributed to the owners of the Company and to the non-controlling interests even if this results in the non-controlling interests having a deficit balance.

When necessary, adjustments are made to the financial statements of subsidiaries to bring their accounting policies in line with the Group's accounting policies.

Functional currency

Items included in the financial statements of each of the Group's entities are measured in the currency of the main economic environment in which they operate ("functional currency"). The functional currency of each entity of the Group is Uzbek Soum ("UZS"), including entities operating outside of the Republic of Uzbekistan (trade houses), since their activities are essentially an extension of the activities of the parent company.

The presentation currency of these consolidated financial statements is Uzbek Soum.

The main part of transactions of the Group in foreign currencies represent transactions in US Dollars ("USD"). The closing exchange rates of UZS to USD are shown below (as determined by the Central Bank of the Republic of Uzbekistan):

	<u>December 31, 2019</u>	<u>December 31, 2018</u>	<u>January 1, 2018</u>
UZS/USD	9,507.56	8,339.55	8,120.07

The main provisions of the accounting policy are provided throughout the notes to the consolidated financial statements.

JSC "UZBEK METALLURGICAL PLANT"

NOTES TO THE CONSOLIDATED FINANCIAL STATEMENTS (CONTINUED) FOR THE YEAR ENDED DECEMBER 31, 2019 (in billions of Uzbek Soums)

3. NEW STANDARDS, INTERPRETATIONS AND AMMENDMENTS

The Group applied all obligatory IFRSs effective as at December 31, 2019 in this consolidated financial statements starting from January 1, 2018, the date of transition to IFRS.

The Group has not applied the following new and revised IFRSs that have been issued but are not yet effective:

- IFRS 17 *Insurance Contracts*¹;
- Amendments to IFRS 10 and IAS 28 – *Sale or Contribution of Assets between an Investor and its Associate or Joint Venture*²;
- Amendments to IFRS 3 *Definition of Business*³;
- Amendments to IAS 1 and IAS 8 *Definition of material*³;
- Annual Improvements to IFRSs (2010-2012 Cycle Amendments to IAS 1) - *Classification of liabilities as Current or Non-current*⁴;
- Amendments to IFRS 9, IAS 39 and IFRS 7 – *Interest Rate Benchmark Reform and its Effects on Financial Reporting*³;
- Amendments to References to the Conceptual Framework in IFRS standards³;
- Amendments to IFRS 16 (COVID-19-related rent concessions)⁵;
- Amendment to IAS 37 – *Onerous Contracts- Cost of Fulfilling a Contract*⁴;
- Annual Improvements to IFRS Standards 2018–2020⁴.

¹Effective for annual periods beginning on or after January 1, 2021, with earlier application permitted.

²Effective for annual periods beginning on or after a date to be determined. Earlier application is permitted.

³Effective for annual periods beginning on or after January 1, 2020, with earlier application permitted.

⁴Effective for annual periods beginning on or after January 1, 2022, and applied retrospectively. Early application is permitted.

⁵Effective for annual periods beginning on or after June 1, 2020.

Management of the Group does not anticipate that the application of these new standards and amendments will have a significant effect on the consolidated financial statements.

4. SEGMENT INFORMATION

The Group's Supervisory board, assessed to be the Group's chief operating decision maker ("CODM"), evaluates performance and makes investment and strategic decision based on a review of the Group's financial information, which is considered as one operating segment.

The CODM performs an analysis of the operating results based on the measurements of production volume, revenue, and net income.

For the year ended December 31	Note	2019	2018
Production volume in thousand tonnes (unaudited)		1,068	1,061
Revenue	5	5,269	4,630
Net income		366	388

JSC "UZBEK METALLURGICAL PLANT"

NOTES TO THE CONSOLIDATED FINANCIAL STATEMENTS (CONTINUED) FOR THE YEAR ENDED DECEMBER 31, 2019 (in billions of Uzbek Soums)

5. REVENUE

Revenue is measured at the fair value of consideration received or receivable. Revenue is reduced for estimated customer returns, rebates and other similar allowances.

The Group recognises revenue when it transfers the control of the promised goods or services to the customer.

The Group sells products in the Republic of Uzbekistan, Central Asia and Afganistan. Sales contracts contain a number of different delivery terms including Incoterms. The Group sells most of its products on EXW, FCA, CPT and DAT Incoterms.

The Group derives its revenue from the transfer of goods and services at a point in time in the following major product lines. This is consistent with the revenue information that is disclosed under IFRS 8.

For the year ended December 31	2019	2018
Rolled metal	3,910	3,366
Metal balls for mills	1,147	1,077
Other	212	187
Total	5,269	4,630

The analysis of the Group's sales by region was as follows:

For the year ended December 31	2019	2018
Domestic sales in local currency	3,501	3,241
Sales in foreign currencies:		
Uzbekistan	923	514
Afghanistan	366	547
Kazakhstan	317	147
Tajikistan	100	117
Other CIS countries	62	64
Total sales in foreign currencies	1,768	1,389
Total	5,269	4,630

In 2019, the amount of revenue from external customers which contributed more than 10% of the Group's revenue was UZS 777 billion (2018: UZS 1,127 billion).

6. COST OF SALES

For the year ended December 31,	2019	2018
Raw materials	3,435	3,230
Third party services	312	190
Employee costs	279	235
Depreciation and amortisation	97	79
Total production expenses	4,123	3,734
Change of work in progress and finished goods	(43)	(312)
Write-down of raw materials to net realisable value	11	3
Total	4,091	3,425

JSC "UZBEK METALLURGICAL PLANT"

NOTES TO THE CONSOLIDATED FINANCIAL STATEMENTS (CONTINUED) FOR THE YEAR ENDED DECEMBER 31, 2019 (in billions of Uzbek Soums)

7. ADMINISTRATIVE EXPENSES

For the year ended December 31,	2019	2018
Employee costs	184	108
Third party services	77	74
Taxes other than income tax	43	147
Impairment of trade and other receivables and advances paid	33	84
Depreciation charges	13	10
Materials used	10	8
Other	42	16
Total	402	447

In 2018, taxes other than income tax included obligatory payments to the government special purpose fund of UZS 128 billion which has been terminated in 2019.

8. EXCHANGE DIFFERENCES

For the year ended December 31,	2019	2018
Foreign exchange loss on operating activity	66	12
Revaluation of borrowings	44	-
Total	110	12

9. CORPORATE SOCIAL RESPONSIBILITY ACTIVITIES COST

Corporate social responsibility activities cost consist of expenses incurred for various projects associated with infrastructure improvement in Bekabad, sponsoring of sport activities, including football club Metallurg, as well as support local businesses aimed to maintenance employment in the region.

The Group has no long-term commitments in respect of social expenses. All expenses are recognised in the period in which they are incurred. The expenses are driven by management of the Group as well as decisions of local and state authorities and subsequently approved by the Supervisory Board. Some recipients may represent government owned structure and are treated as related parties of the Group. However, the social responsibility activities cost generally relates to charitable donations and community relations activities in the regions of operation and affects life of local communities including the Group's employees. As a result, the Group recognises those expenses in profit or loss rather than directly in equity.

JSC "UZBEK METALLURGICAL PLANT"

NOTES TO THE CONSOLIDATED FINANCIAL STATEMENTS (CONTINUED) FOR THE YEAR ENDED DECEMBER 31, 2019 (in billions of Uzbek Soums)

10. INCOME TAX

Tax regulations in the jurisdictions where the Group operates continue to change rapidly. The Group mainly pay corporate income tax in the Republic of Uzbekistan. In 2019, the nominal corporate income tax rate in the Republic of Uzbekistan was 12% (2018: 14%). The nominal corporate income tax rate has increased to 15% from January 1, 2020.

Income tax recorded in profit and loss was:

For the year ended December 31,	2019	2018
Current income tax	72	71
Deferred income tax	10	45
Correction of profit tax for prior years	8	-
Total	90	116

The effective tax rate and profit reconciliation was as follows:

For the year ended December 31,	2019	2018
Profit before income tax	456	504
Nominal tax rate	12%	14%
Tax at the statutory tax rate	55	71
Permanent differences	27	45
Correction of profit tax for prior years	8	-
Total	90	116

The effective tax rate for the year ended December 31, 2019 was 20% (2018: 23%).

The tax effect of the temporary differences was the following:

	December 31 2019	December 31 2018	January 1, 2018
Property, plant and equipment	(118)	(109)	(83)
Impairment of inventory	9	9	7
Borrowings	-	-	22
Other	8	9	8
Net deferred tax liability	(101)	(91)	(46)

As at December 31, 2019, no deferred tax liability was recognised on temporary differences of UZS 125 billion (December 31, 2018 UZS 89 billion and January 1, 2018 UZS 86 billion) relating to investments in the Group's subsidiaries as the Group is able to control the timings of the reversal of these temporary differences and it is probable that they will not reverse in the foreseeable future.

JSC "UZBEK METALLURGICAL PLANT"

NOTES TO THE CONSOLIDATED FINANCIAL STATEMENTS (CONTINUED) FOR THE YEAR ENDED DECEMBER 31, 2019 (in billions of Uzbek Soums)

11. PROPERTY, PLANT AND EQUIPMENT

Property, plant and equipment are stated at historical cost less accumulated depreciation and impairment, if any.

Historical cost	Building and structures	Machinery and equipment	Vehicles	Other	Construction in progress	Total
January 1, 2018	684	1,067	69	35	22	1,877
Addition	-	-	-	-	71	71
Disposals	(5)	(6)	(1)	(10)	-	(22)
Transfers	92	218	9	5	(324)	-
Transfers from investment projects (Note 12)	-	-	-	-	239	239
December 31, 2018	771	1,279	77	30	8	2,165
Additions	-	-	-	-	143	143
Disposals	(3)	(6)	(3)	-	(5)	(17)
Transfers	52	161	55	-	(268)	-
Transfers from investment projects (Note 12)	-	-	-	-	188	188
December 31 2019	820	1,434	129	30	66	2,479
Accumulated depreciation						
January 1, 2018	(266)	(623)	(44)	(16)	-	(949)
Depreciation charge	(18)	(59)	(11)	(3)	-	(91)
Disposals	1	4	1	2	-	8
December 31, 2018	(283)	(678)	(54)	(17)	-	(1,032)
Depreciation charge	(20)	(72)	(16)	(5)	-	(113)
Disposals	3	6	2	-	-	11
December 31, 2019	(300)	(744)	(68)	(22)	-	(1,134)
Net book value						
As at January 1, 2018	418	444	25	19	22	928
As at December 31, 2018	488	601	23	13	8	1,133
As at December 31, 2019	520	690	61	8	66	1,345

Assets pledged as collateral

Property, plant and equipment with a carrying amount of UZS 955 billion (December 31, 2018: UZS 235 billion; January 1, 2018: UZS 172 billion) were pledged as collateral to secure loans received by the Group (Note 18).

Buildings and structures, machinery and equipment, vehicles and other fixed assets are depreciated on a straight-line basis over the estimated useful lives of the assets. Management reviews the estimated useful lives of property, plant and equipment at the end of each reporting period. Assumptions that were valid at the time of estimation may change when new information becomes available. Useful lives of property, plant and equipment were follows:

Property, plant and equipment groups

Buildings and structures
Machinery and equipment
Vehicles
Others

Useful lives

up to 30 years
up to 20 years
up to 20 years
up to 5 years

JSC "UZBEK METALLURGICAL PLANT"

NOTES TO THE CONSOLIDATED FINANCIAL STATEMENTS (CONTINUED) FOR THE YEAR ENDED DECEMBER 31, 2019 (in billions of Uzbek Soums)

12. INVESTMENT PROJECTS

The Group disclosed separately significant groups of Construction-in-progress which are subject to specific financing as Investment projects. Investment projects are stated at historical cost less impairment, if any, and comprise costs directly related to the construction of property, plant and equipment including an appropriate allocation of directly attributable variable overheads that are incurred in construction. Investment projects are transferred to property, plant and equipment when the assets are put into operation.

	December 31 2019	December 31 2018	January 1, 2018
Metal sheet production	517	2	-
Wire rod production	-	124	88
Ferrosilicon production	-	18	122
Other	3	22	42
	520	166	252
Less impairment	(3)	(3)	(17)
	517	163	235

Changes in investment projects were the following:

	2019	2018
January 1,	163	235
Investment	112	138
Advances paid to supplier	395	10
Capitalised interest (Note 18)	17	15
Exchange differences capitalised (Note 18)	18	8
Transferred to property, plant and equipment (Note 11)	(188)	(239)
Impairment	-	(4)
	517	163

Metal sheet production

The project is expected to increase hot-rolled strips production capacity by 1,041 thousand tonnes per year, with first production expected at the end of 2022. The expected overall project cost is over UZS 6,200 billion (unaudited). The project is going to be financed mainly by foreign and local banks.

Wire rod production

The aim of the project is to generate 100 thousand tonnes of wire rod and fittings per year and further process it to produce cord, cable and welding wire. The production started during the second half of 2019.

Ferrosilicon production:

The aim of the project is to generate 15 thousand tonnes of ferrosilicon per year. The project commissioned during 2018.

JSC "UZBEK METALLURGICAL PLANT"

NOTES TO THE CONSOLIDATED FINANCIAL STATEMENTS (CONTINUED) FOR THE YEAR ENDED DECEMBER 31, 2019 (in billions of Uzbek Soums)

13. INVENTORIES

Inventories are stated at the lower of cost and net realisable value. Costs of inventories are determined on a weighted average basis. Net realisable value represents the estimated selling price for inventories less all estimated costs of completion and costs necessary to make the sale.

	December 31 2019	December 31 2018	January 1, 2018
Finished goods	275	317	54
Work in progress	160	75	25
Materials and supplies	666	532	306
	1,101	924	385
Loss allowance	(56)	(51)	(48)
Total	1,045	873	337

14. TRADE AND OTHER RECEIVABLES

Trade and other receivables are initially recognised at fair value, and are subsequently measured at amortised cost.

	December 31 2019	December 31 2018	January 1, 2018
Amount due in UZS	573	386	85
Amount due in foreign currencies	188	148	3
Settlements with employees	2	2	3
	763	536	91
Loss allowance	(72)	(71)	(37)
Total trade and other receivables	691	465	54

The range of the credit period on sale of goods is 30-180 days (2018: 30-180 days). No interest is charged on the trade receivables.

The Group recognises a loss allowance for lifetime expected credit losses ("ECL") on trade and other receivables. The amount of expected credit losses is updated at each reporting date to reflect changes in credit risk since initial recognition of the respective financial instrument. The expected credit losses on trade and other receivables are estimated using a provision matrix based on the Group's historical credit loss experience, adjusted for factors that are specific to the debtors, general economic conditions and an assessment of both the current as well as the forecast direction of conditions at the reporting date, including time value of money where appropriate.

The table below shows the movement in lifetime expected credit losses ("ECL") that has been recognised for trade receivables in accordance with the simplified approach set out in IFRS 9:

For the year ended December 31,	2019	2018
January 1,	71	37
Allowance accrued	4	38
Accounts receivable written-off	(3)	(4)
December 31,	72	71

Most of allowances related to trade and other receivables past due over 180 days which were fully impaired. For other debtors management assessed the risk profile based on the Group's provision matrix. As a result of this analysis, the Group recognised allowance of UZS 12 billion as at December 31, 2019 (December 31, 2018: UZS 6 billion and January 1, 2018: UZS 0 billion).

JSC "UZBEK METALLURGICAL PLANT"

NOTES TO THE CONSOLIDATED FINANCIAL STATEMENTS (CONTINUED) FOR THE YEAR ENDED DECEMBER 31, 2019 (in billions of Uzbek Soums)

15. ADVANCES PAID

	<u>December 31, 2019</u>	<u>December 31, 2018</u>	<u>January 1, 2018</u>
Advances for materials and services	132	273	181
Loss allowance	<u>(63)</u>	<u>(38)</u>	<u>(26)</u>
Total	<u>69</u>	<u>235</u>	<u>155</u>

16. CASH AND CASH EQUIVALENTS

	<u>December 31, 2019</u>	<u>December 31, 2018</u>	<u>January 1, 2018</u>
Cash in UZS	39	34	79
Cash in foreign currency	<u>1</u>	<u>121</u>	<u>85</u>
Total	<u>40</u>	<u>155</u>	<u>164</u>

The Group mainly uses the services of JSCB Ipoteka Bank, JSCB Uzpromstroybank, JSCB Hamkorbank. As at December 31, 2019 most of cash and cash equivalents were held in banks with credit rating of B2-Ba3 (December 31, 2018 and January 1, 2018: B2-Ba3).

17. EQUITY

Share capital

The Company's share capital comprises of ordinary and preference shares. Each ordinary share paid in full gives one voting right at a general meeting of shareholders and a right to receive dividends.

	<u>December 31, 2019</u>	<u>December 31, 2018</u>	<u>January 1, 2018</u>
Number of ordinary shares (paid)	43,322,393	43,322,393	42,503,013
Number of preference shares	<u>906,420</u>	<u>906,420</u>	<u>906,420</u>
Total number of shares	<u>44,228,813</u>	<u>44,228,813</u>	<u>43,409,433</u>
Par value of shares (nominal UZS)	<u>5,000</u>	<u>5,000</u>	<u>5,000</u>
Total authorised, issued and fully paid share capital (billions of UZS)	<u>221</u>	<u>221</u>	<u>217</u>
	<u>December 31, 2019</u>	<u>December 31, 2018</u>	<u>January 1, 2018</u>
Total number of shares	44,228,813	44,228,813	43,409,433
Number of treasury shares	<u>(437,328)</u>	<u>(437,328)</u>	<u>(437,328)</u>
Total number of shares excluding treasury shares	<u>43,791,485</u>	<u>43,791,485</u>	<u>42,972,105</u>

For preferred shares, the annual minimum value of dividends is 6% of par value, or UZS 300 per preference share.

In January 2018, the Group issued 819,380 ordinary shares.

JSC "UZBEK METALLURGICAL PLANT"

NOTES TO THE CONSOLIDATED FINANCIAL STATEMENTS (CONTINUED) FOR THE YEAR ENDED DECEMBER 31, 2019 (in billions of Uzbek Soums)

17. EQUITY (CONTINUED)

Retained earnings include non-distributable reserves of UZS 37 billion (December 31, 2018: UZS 37 billion and January 1, 2018: UZS 32 billion). The minimal amount of the non-distributable reserve is a 15% of the share capital and formed through the annual allocation of net profit. The Group may use non-distributable reserves only to pay dividends on preference shares and redeem ordinary shares, if no other funds are available.

Dividends

In 2019, the Group declared dividends of UZS 1,888 per common share in the total amount of UZS 81 billion and UZS 300 per preferred shares in the total amount of UZS 0.3 billion (2018: no dividends were declared).

18. BANK LOANS

Bank loans are initially recognised at fair value, and are subsequently measured at amortised cost. The Group obtained most of the bank loans for the purpose of financing investment projects.

	Notes	December 31 2019	December 31 2018	January 1, 2018
Investment projects:				
- Metal sheet production	12	467	-	-
- Ferrosilicon production	12	143	235	154
- Wire rod production	12	137	50	8
Upgrade of current production capacity:		31	58	91
Replenishment of working capital		255	463	187
		1,033	806	440
Secured loans denominated in UZS		95	245	-
Secured loans denominated in USD		938	561	440
		1,033	806	440
Long-term portion of loans		(671)	(304)	(313)
Short-term portion of loans		362	502	127

Fixed interest rates on bank loans as at the end of 2019 were within 6%-8% range for the foreign currency denominated loans and 16% for the UZS denominated loans (December 31, 2018 and January 1, 2018: 4%-8% and 18.5%, respectively). Variable interest rate was 6-month Libor+4.6% (December 31, 2018 and January 1, 2018: 6-month Libor+4.6%). As disclosed in Note 11, the Group pledged specific assets as bank loan collateral.

The table below shows the movement in bank loans as a result of financing activities, including cash and non-cash changes.

	Note	2019	2018
January 1,		806	440
Principal: received		674	700
Principal: repaid		(518)	(342)
Interest: accrued		45	41
Interest: paid		(53)	(56)
Interest capitalised	12	17	15
Exchange differences recognised in profit or loss		44	-
Exchange differences capitalised	12	18	8
December 31,		1,033	806

As at December 31, 2019, the Group had undrawn loan facilities of UZS 493 billion (December 31, 2018: UZS 106 billion and January 1, 2018: UZS 196 billion).

JSC "UZBEK METALLURGICAL PLANT"

NOTES TO THE CONSOLIDATED FINANCIAL STATEMENTS (CONTINUED) FOR THE YEAR ENDED DECEMBER 31, 2019 (in billions of Uzbek Soums)

19. TRADE AND OTHER PAYABLES

Trade and other payables are initially recognised at fair value, and are subsequently measured at amortised cost.

	<u>December 31 2019</u>	<u>December 31 2018</u>	<u>January 1, 2018</u>
Trade payables in foreign currencies	874	593	402
Trade payable in UZS	111	103	136
Other payables	102	61	32
Total	<u>1,087</u>	<u>757</u>	<u>570</u>

Average purchase credit terms range between 1 to 8 months (December, 31 2018 and January, 1 2018: 1 to 3 months). Interest is not accrued on trade payables. The Group financial risk management policy stipulates the repayment of payables within contractual credit terms.

20. FINANCIAL INSTRUMENTS

Categories of financial instruments

	Notes	<u>December 31, 2019</u>	<u>December 31, 2018</u>	<u>January 1, 2018</u>
Financial assets				
Cash	16	40	155	164
Trade and other receivables	14	691	465	54
Other assets		33	27	24
Total		<u>764</u>	<u>647</u>	<u>242</u>
Non-current financial assets		27	23	24
Current financial assets		737	624	218
Total		<u>764</u>	<u>647</u>	<u>647</u>
Financial liabilities				
Trade and other payables	19	1,087	757	570
Bank loans	18	1,033	806	440
Total		<u>2,120</u>	<u>1,563</u>	<u>1,010</u>
Non-current financial liabilities		671	304	313
Current financial liabilities		1,449	1,259	697
Total		<u>2,120</u>	<u>1,563</u>	<u>1,010</u>

Financial risk management

The Group's financial block coordinates access to borrowings, controls and manages financial risks, analysing the probability and size of current Group risks. These risks include market risks (including currency, interest and pricing risks), credit risks and liquidity risks.

Market risk

Risks related to Group activities are the risks of exchange rate and interest rate fluctuations. The Group does not use derivative financial instruments to manage the risk of fluctuations in interest rates and exchange rates.

JSC "UZBEK METALLURGICAL PLANT"

NOTES TO THE CONSOLIDATED FINANCIAL STATEMENTS (CONTINUED) FOR THE YEAR ENDED DECEMBER 31, 2019 (in billions of Uzbek Soums)

20. FINANCIAL INSTRUMENTS (CONTINUED)

Currency risk management

The Group is exposed to currency risk due to its transactions in foreign currencies. Most of foreign currency monetary assets and liabilities are denominated in USD. Assets and liabilities in other foreign currencies are not significant. Foreign currency denominated monetary assets and liabilities were as follows:

Financial instruments	December 31, 2019	December 31, 2018	January 1, 2018
Assets denominated in USD	189	265	70
- Cash	1	117	67
- Trade and other receivables	188	148	3
Liabilities denominated in USD	(1,701)	(1,036)	(780)
- Trade and other payables	(763)	(475)	(340)
- Bank loans	(938)	(561)	(440)
Net position	(1,512)	(771)	(710)

Strengthening/weakening of Uzbek Soum by 20% would result in gain/loss of UZS 302 billion (December 31, 2018: UZS 154 billion, January 1, 2018: UZS 142 billion).

Interest rate risk management

The Group has not significant exposure to interest rate risk since it mainly borrows funds with fixed interest rates. Bank loans with floating interest rate were UZS 12 billion (December 31, 2018: UZS 90 billion and January 1, 2018: UZS 61 billion).

Credit risk management

Credit risk refers to the risk that a counterparty will default on its contractual obligations resulting in financial loss to the Group. The Group has adopted a policy of only dealing with creditworthy counterparties, as a means of mitigating the risk of financial loss from defaults. The Group only uses publicly available financial information and its own trading records to rate its major customers. Its exposure and the credit ratings of its counterparties are continuously monitored, and the aggregate value of transactions concluded is spread amongst approved counterparties. Credit exposure is controlled by counterparty limits that are reviewed and approved by the risk management committee annually.

The Group is exposed to significant concentrations of credit risk. As at December 31, 2019, the three biggest customers, all located in Uzbekistan, represent 54% (December 31, 2018 67% and January 1, 2018 52%) of trade and other receivables.

The credit risk on cash with bank is disclosed in Note 16.

Liquidity risk management

The Group manages liquidity risk by maintaining adequate reserves, banking facilities and reserve borrowing facilities, by continuously monitoring forecast and actual cash flows, and by matching the maturity profiles of financial assets and liabilities.

The following tables detail the Group's remaining contractual maturity for its non-derivative financial liabilities with agreed repayment periods. The tables have been drawn up based on the undiscounted cash flows of financial liabilities based on the earliest date on which the Group can be required to pay. The tables include interest and principal cash flows. Contractual maturity is based on the earliest date on which the Group may be required to pay. Interest payments were calculated at the weighted average interest rate.

JSC "UZBEK METALLURGICAL PLANT"

NOTES TO THE CONSOLIDATED FINANCIAL STATEMENTS (CONTINUED) FOR THE YEAR ENDED DECEMBER 31, 2019 (in billions of Uzbek Soums)

20. FINANCIAL INSTRUMENTS (CONTINUED)

December 31, 2019	less than 1 year	1-2 years	2-3 years	3-4 years	4-5 years	Over 5 years	Total
Trade payables	1,087	-	-	-	-	-	1,087
Bank loans (principal)	362	101	133	167	152	118	1,033
Bank loans (interest charges)	72	48	39	25	12	3	199
Total	1,521	149	172	192	164	121	2,319

December 31, 2018	less than 1 year	1-2 years	2-3 years	3-4 years	4-5 years	Over 5 years	Total
Trade payables	757	-	-	-	-	-	757
Bank loans (principal)	502	189	55	47	9	4	806
Bank loans (interest charges)	22	14	6	3	1	1	47
Total	1,281	203	61	50	10	5	1,610

January 1, 2018	less than 1 year	1-2 years	2-3 years	3-4 years	4-5 years	Over 5 years	Total
Trade payables	570	-	-	-	-	-	570
Bank loans (principal)	127	165	55	42	34	17	440
Bank loans (interest charges)	16	12	8	5	2	1	44
Total	713	177	63	47	36	18	1,054

Fair value of financial instruments

Trade and other receivables, trade and other payables and bank loans are initially recognised at fair value, and are subsequently measured at amortised cost. Investments in shares classified as other non-current assets are measured as fair value through profit and loss.

Fair value of bank loans (Level 2) were UZS 1,038 billion as at December 31, 2019 (December 31, 2018: UZS 799 billion and January 1, 2018: UZS 441 billion).

Financial instruments other than bank loans (Level 2) are approximately equal to their fair value.

21. RELATED PARTY TRANSACTIONS

The Group is ultimately controlled by the Government of the Republic of Uzbekistan. In the course of its ordinary business the Company enters into transactions with government-related entities. Transactions with the state also include taxes. The Group has applied the exemption as allowed by IAS 24 Related party disclosures not to disclose all government related transactions. Significant transactions related to core activities with related parties are presented below:

	Product / Service sales		Product / Service purchase	
	2019	2018	2019	2018
Associates	-	4	10	88
Jointly controlled companies	2,095	2,153	535	358
Key management personnel and Supervisory board	-	-	1	1

	Related party receivables			Related party payables		
	December 31, 2019	December 31, 2018	January 1, 2018	December 31, 2019	December 31, 2018	January 1, 2018
Associates	-	6	29	11	14	1
Jointly controlled companies	543	439	119	1,105	803	473

JSC "UZBEK METALLURGICAL PLANT"

NOTES TO THE CONSOLIDATED FINANCIAL STATEMENTS (CONTINUED) FOR THE YEAR ENDED DECEMBER 31, 2019 (in billions of Uzbek Soums)

21. RELATED PARTY TRANSACTIONS (CONTINUED)

In addition, most of the bank loans represents related party transactions as lenders are also ultimately controlled by the Government of the Republic of Uzbekistan. As at December 31, 2019 the Group had UZS 1,004 billion of loans from jointly controlled companies (December 31, 2018: UZS 779 billion and January 1, 2018: UZS 399 billion). The Group also held UZS 37 billion of cash and cash equivalents in jointly controlled companies (December 31, 2018: UZS 143 billion and January 1, 2018: UZS 151 billion).

Remuneration payments to the Supervisory Board members (the number of directors: December 31, 2019: 9; (2018: 9)) and other key managers (the number of key managers: December 31, 2019: 15; (2018: 15)) are set by the remuneration committee based on performance and labour market trends.

The Group paid LLC "SFI Management Group" a fee for the management services of UZS 6 billion (2018: UZS 5 billion).

22. COMMITMENTS

As at December 31, 2019, commitments to purchase property, plant and equipment amounted to UZS 1,499 billion (December 31, 2018: UZS 171 billion and January 1, 2018: UZS 126 billion).

23. CONTINGENT LIABILITIES AND CONTINGENT ASSETS

Litigation

From time to time, during the course of the Group activities, clients and counterparties make claims against the Group. Management believes that as a result of court cases, the Group will not incur any significant losses and, consequently, no provisions have been created in these consolidated financial statements.

Taxation

Uzbekistan tax, currency and customs legislation is subject to varying interpretations can occur frequently. Management's interpretation of legislation as applied to the transactions and activity of the Bank may be challenged by the relevant regional and federal authorities. Recent events within Uzbekistan suggest that the tax authorities may be taking a more assertive position in their interpretation of the legislation assessments, and it is possible that transactions and activities that have not been challenged in the past may be challenged. As a result, significant additional taxes, penalties and interest may be assessed. Fiscal periods remain open to review by the authorities in respect of taxes for five calendar years preceding the year of review. Under certain circumstances reviews may cover longer periods.

Management believes that its interpretation of the relevant legislation is appropriate and the Group's tax, currency legislation and customs positions will be sustained. Accordingly, at December 31, 2019, December 31, 2018 and January 1, 2018 no provision for potential tax liabilities had been recorded. The Group estimates that it has no potential obligations from exposure to other than remote tax risks.

Operating environment

Emerging markets such as Uzbekistan are subject to different risks, including economic, political, social, legal and legislative risks. During 2019, the government of Uzbekistan remained committed to carry out social-economic reforms started in 2016 and liberalization of the market with an emphasis predominantly on broadening the export potential and improvement of business climate of Uzbekistan to attract foreign direct investment. As a result, laws and regulations, including tax and regulatory frameworks, affecting businesses in Uzbekistan started to change rapidly. The future economic direction of the Republic of Uzbekistan heavily depends on the new fiscal and monetary policies the government plans to adopt during the on-going reforms, together with developments in the legal, regulatory, and political environment.

JSC "UZBEK METALLURGICAL PLANT"

NOTES TO THE CONSOLIDATED FINANCIAL STATEMENTS (CONTINUED) FOR THE YEAR ENDED DECEMBER 31, 2019 (in billions of Uzbek Soums)

23. CONTINGENT LIABILITIES AND CONTINGENT ASSETS (CONTINUED)

In addition to that, starting from early 2020 COVID-19 has begun rapidly spreading all over the world resulting in announcement of the pandemic status by the World Health Organization in March 2020. Responses put in place by many countries to contain the spread of COVID-19 are resulting in significant operational disruption for many companies and have significant impact on global financial markets. As the situation is rapidly evolving it may have a significant effect on business of many companies across a wide range of sectors, including, but not limited to such impacts as disruption of business operations as a result of interruption of production or closure of facilities, supply chain disruptions, quarantines of personnel, reduced demand and difficulties in raising financing. In addition, the Group may face the increasingly broad effects of COVID-19 as a result of its negative impact on the global economy and major financial markets. The significance of the effect of COVID-19 on the Group's business largely depends on the duration and the incidence of the pandemic effects on the world and Uzbekistan economy.

Management of the Group is monitoring developments in the current environment and taking measures it considered necessary in order to support the sustainability and development of the Group's business in the foreseeable future. However, the impact of further economic developments on future operations and financial position of the Group is at this stage difficult to determine.

24. EVENTS AFTER THE REPORTING PERIOD

Dividends declared

In September 2020, the Group declared dividends of UZS 176 billion payable until the end of 2020.

Large contract signing

Under Metal sheet production project, the Group signed contracts with Danielli Construction International S.p.A. of UZS 556 billion and Daniel Volga of UZS 528 billion in October 2020.